

52F Series

Air Conditioners (Cool Only and Heat/Cool) 8,000-12,000 Btu/Hr



Turn to the Experts.™

52F SERIES

These new through-the-wall air conditioning units now feature state-of-the-art touch-pad controls and an infrared remote for easier operation than ever. Attractively styled for any decor, built to deliver quiet, efficient comfort. Designed for quick, easy installation and maintenance, too.

NOW WITH
TOUCH-PAD
CONTROLS!



Look for the Energy Star logo on select Carrier 52F models.



5 year
Limited Warranty

High-efficiency remote-controlled comfort

52F Series Air Conditioners (Cool Only and Heat/Cool) 8,000-12,000 Btu/Hr

Now get Carrier's popular 52F Series Solid-Side Air Conditioners with touch-pad technology and remote control. Each unit delivers efficient heating and cooling in an attractive through-the-wall configuration.

Features include:









- Advanced touch-pad control panel
- User-friendly infrared remote
- Retrofit Kit to allow easy use with most competitive wall sleeves
- Adjustable three-speed fan
- Four-way air flow
- Easy-out filter
- Attractive appearance

Ask about the Carrier 5-year Performance Guarantee.



Molding Kit included standard with all units, to trim unit to wall.



	Heat/Cool			Cool Only	
CATALOG NO.	52FE108-1-E 	52FE310-3-E 	52FE312-3-E	52FC010-1-E 	52FC012-3-E
Cooling Capacity, Btu/Hr	8,000	10,000/9,800	12,000/11,700	10,000	12,000/11,700
Heating Capacity, Btu/Hr	4,200	10,600/8,600	10,600/8,600	N/A	N/A
Voltage	115	230/208	230/208	115	230/208
EER	9.4	9.4/9.4	9.0/9.0	9.4	9.0/9.0
Watts (Cool)	850	1060/1045	1335/1300	1065	1335/1300
Watts (Heat)	1250	3450/2800	3450/2800	N/A	N/A
Amperes (Cool)	7.5	4.7/5.1	5.9/6.4	10.0	5.9/6.4
Amperes (Heat)	12.0	15.5/14.0	15.5/14.0	N/A	N/A
Receptacle Type	A 	C 	C 	A 	B 
Fuse Size (AMPS)	15	20	20	15	15
Maximum Wall Thickness	17"	17"	17"	17"	17"
CFM (Hi/Low)	280/190	280/210	300/230	280/210	300/230
Unit Dimensions					
A	14-1/2"	14-1/2"	14-1/2"	14-1/2"	14-1/2"
B	24"	24"	24"	24"	24"
C	20"	20"	20"	20"	20"
D	18-1/2"	18-1/2"	18-1/2"	18-1/2"	18-1/2"
Wall Sleeve					
A	15-1/4"	15-1/4"	15-1/4"	15-1/4"	15-1/4"
B	25-1/2"	25-1/2"	25-1/2"	25-1/2"	25-1/2"
C	17-1/2"	17-1/2"	17-1/2"	17-1/2"	17-1/2"
Weight (net/ship)	75/88 lbs.	90/103 lbs.	91/104 lbs.	84/97 lbs.	87/100 lbs.

*Nominal

ENERGY STAR® products are designed to use less energy, help you save money on utility bills, and help protect the environment.

Available accessories:



Window Kit

Required for window-mounted applications



Wall Sleeve (stamped grille included)

Required for through-the-wall applications




Trim Kit


Trims unit to wall sleeve; available for Carrier and GE wall sleeves




Bronze



Ivory White



Clear



Peach

Architectural Outdoor Grille

Decorative aluminum design enhances building appearance; optional for through-the-wall applications

Standard dimensions for easy installation in new construction or retrofits.



Turn to the Experts™

www.carrier.com

1-800-CARRIER

A member of the United Technologies Corporation family.
Stock Symbol UTX.

© Carrier Corporation 2004

Due to Carrier's commitment to continuous improvement, specifications are subject to change without notice.



Carrier

A United Technologies Company

Carrier Corporation • Syracuse, New York
Catalog #852-115

